



Einfache Linienführung und plane Oberflächen machen [p] plano zu einem idealen Leitsystem für viele Orientierungsaufgaben.

So einfach kann Orientierung sein. [p] plano passt sich ideal seiner Umgebung an, ohne dass dabei zu viel auf individuelle Wünsche verzichtet werden muss. Die endlose Vielfalt innerhalb des Systems - vom Türschild bis zum Informator - macht [p] plano zu einem umfassenden Leitsystem mit allen Möglichkeiten.

A simple line management and plane crown turn the system [p] plano in a ideal guiding system for many orientation business.

So easy orientation can be. [p] plano fits perfect in his surrounding, you do not have to renounce of you individual wishes. The many different variety in one system - form the door sign till the information sign - makes [p] plano to an capacious system with many possibilities.

Format



Breite x Höhe - width x height
Rahmen silbern eloxiert - frame anodized silver

Art.-Nr.


Montage - mounting

Art angeben - type specify

Türschilder - Door signs | Ø9 mm

			<small>schrauben screw</small>	<small>kleben adhesive</small>	
119 x 148	DIN A6 hoch	[p] TS119148	<input checked="" type="checkbox"/>	<input type="checkbox"/>	
162 x 105	DIN A6 quer	[p] TS162105	<input checked="" type="checkbox"/>	<input type="checkbox"/>	
162 x 148		[p] TS162148	<input checked="" type="checkbox"/>	<input type="checkbox"/>	
162 x 210	DIN A5 hoch	[p] TS162210	<input checked="" type="checkbox"/>	<input type="checkbox"/>	
225 x 148	DIN A5 quer	[p] TS225148	<input checked="" type="checkbox"/>	<input type="checkbox"/>	
225 x 210		[p] TS225210	<input checked="" type="checkbox"/>	<input type="checkbox"/>	
225 x 297	DIN A4 hoch	[p] TS225297	<input checked="" type="checkbox"/>	<input type="checkbox"/>	
162 x 148		[p] TS162148 FB	<input checked="" type="checkbox"/>	<input type="checkbox"/>	
162 x 180		[p] TS162180 FB	<input checked="" type="checkbox"/>	<input type="checkbox"/>	


Infoschilder - Info signs | Ø12 mm

			<input checked="" type="checkbox"/>	<input type="checkbox"/>	
165 x 105	DIN A6 quer	[p] IS165105	<input checked="" type="checkbox"/>	<input type="checkbox"/>	
313 x 420	DIN A3 hoch	[p] IS313420	<input checked="" type="checkbox"/>	<input type="checkbox"/>	
436 x 297	DIN A3 quer	[p] IS436297	<input checked="" type="checkbox"/>	<input type="checkbox"/>	
610 x 420	DIN A2 quer	[p] IS610420	<input checked="" type="checkbox"/>	<input type="checkbox"/>	
629 x 844	DIN A1 hoch Ø24 mm	[p] IS629844	<input checked="" type="checkbox"/>	<input type="checkbox"/>	
1235 x 754	Ø24 mm	[p] IS1235754	<input checked="" type="checkbox"/>	<input type="checkbox"/>	

Fahnschilder - Flag signs | Ø9 mm

			<input checked="" type="checkbox"/>	<input type="checkbox"/>	
162 x 148		[p] FS162148	<input checked="" type="checkbox"/>	<input type="checkbox"/>	
225 x 210		[p] FS225210	<input checked="" type="checkbox"/>	<input type="checkbox"/>	

Hängeschilder - Cover shields | Ø12 mm

			<input checked="" type="checkbox"/>	<input type="checkbox"/>	
436 x 210		[p] HS436210	<input checked="" type="checkbox"/>	<input type="checkbox"/>	
610 x 210		[p] HS610210	<input checked="" type="checkbox"/>	<input type="checkbox"/>	